

## SAC-4P-M12MSD/16,0-930/M12FSD

This product has been replaced by a newer version.


Order No.: 1560785



<http://eshop.phoenixcontact.de/phoenix/treeViewClick.do?UID=1560785>

Bus system cable, 4-position, PUR, halogen-free, water blue RAL 5021, shielded, Plug, straight M12, D-coded, on Socket, straight M12, D-coded, Cable length: 16 m

### Commercial data

GTIN (EAN)	 4 046356 281270
Note	Made-to-order
sales group	D117
Pack	1 pcs.
Customs tariff	85444290

### Product notes

WEEE/RoHS-compliant since:  
02/14/2007



<http://www.download.phoenixcontact.com>  
Please note that the data given here has been taken from the online catalog. For comprehensive information and data, please refer to the user documentation. The General Terms and Conditions of Use apply to Internet downloads.

### Technical data

#### General data

Rated current at 40°C	4 A
Rated voltage	60 V
Number of positions	4

Volume resistance	$\leq 5 \text{ m}\Omega$
Insulation resistance	$\geq 100 \text{ M}\Omega$
Length of cable	16 m

#### General characteristics

Coding	D - data
Surge voltage category	II
Pollution degree	3
Degree of protection	IP65/IP67/IP69K
Contact material	CuSn
Contact surface material	Ni/Au
Contact carrier material	PA 66
Material of grip body	TPU, hardly inflammable, self-extinguishing
Material, knurls	Zinc die-cast, (nickel-plated)
Sealing material	NBR
Status display	No

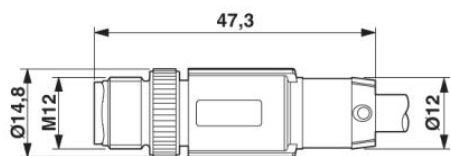
#### Conductor data

Cable type	Ethernet
Conductor cross section	0.25 mm <sup>2</sup>
AWG signal line	24
Conductor structure signal line	7x 0.20 mm
Core diameter including insulation	1.4 mm
External cable diameter	8.00 mm
Wire colors	White-green, white-orange
External sheath, color	water blue RAL 5021
Insulation resistance	5 G $\Omega$ *km
Conductor resistance	84 m $\Omega$ /m
Working capacitance	42.5 pF
Wave impedance	100 $\Omega$ $\pm$ 5%
Signal speed	0.72 c
Signal runtime	46 ns/m
Shield attenuation	60 dB (Up to 1000 MHz)
Interference suppression	90 dB (Up to 1000 MHz)
Nominal voltage, conductor	125 V
Test voltage, conductor	1000 V

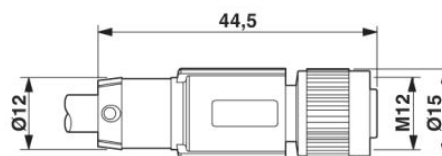
Twisted pairs	2 cores to the pair
Type of pair shielding	Aluminum-lined polyester foil
Overall twist	2 cores with 2 fillers to the core
Shielding	Braided shielding made of galvanized copper wires
Optical shield covering	65 %
Outer sheath, material	PUR
Material conductor insulation	Cell PE
Conductor material	Bare Cu litz wires
Cable weight	54 kg/km
Smallest bending radius, fixed installation	min. 40 mm
Smallest bending radius, movable installation	min. 40 mm

### Diagrams/Drawings

#### Dimensioned drawing

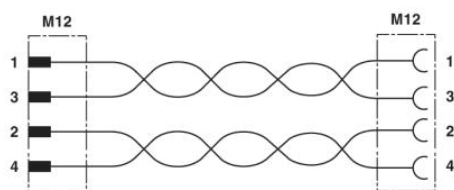


M12 x 1 male connector, straight, shielded



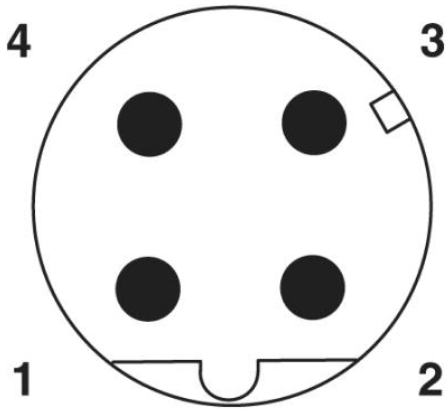
M12 x 1 female connector, straight, shielded

#### Circuit diagram

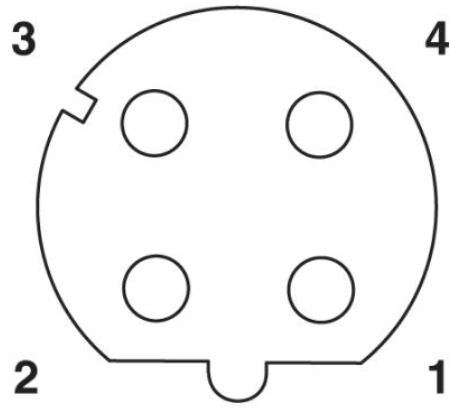


Schematic diagram

---



Pin assignment M12 male connector, 4-pos., D-coded, male side



Pin assignment M12 female connector, 4-pos., D-coded, female side

**Address**

PHOENIX CONTACT Deutschland GmbH  
Flachmarktstr. 8  
32825 Blomberg, Germany  
Phone +49 5235 3 12000  
Fax +49 5235 3 41200  
<http://www.phoenixcontact.de>



© 2011 Phoenix Contact  
Technical modifications reserved;